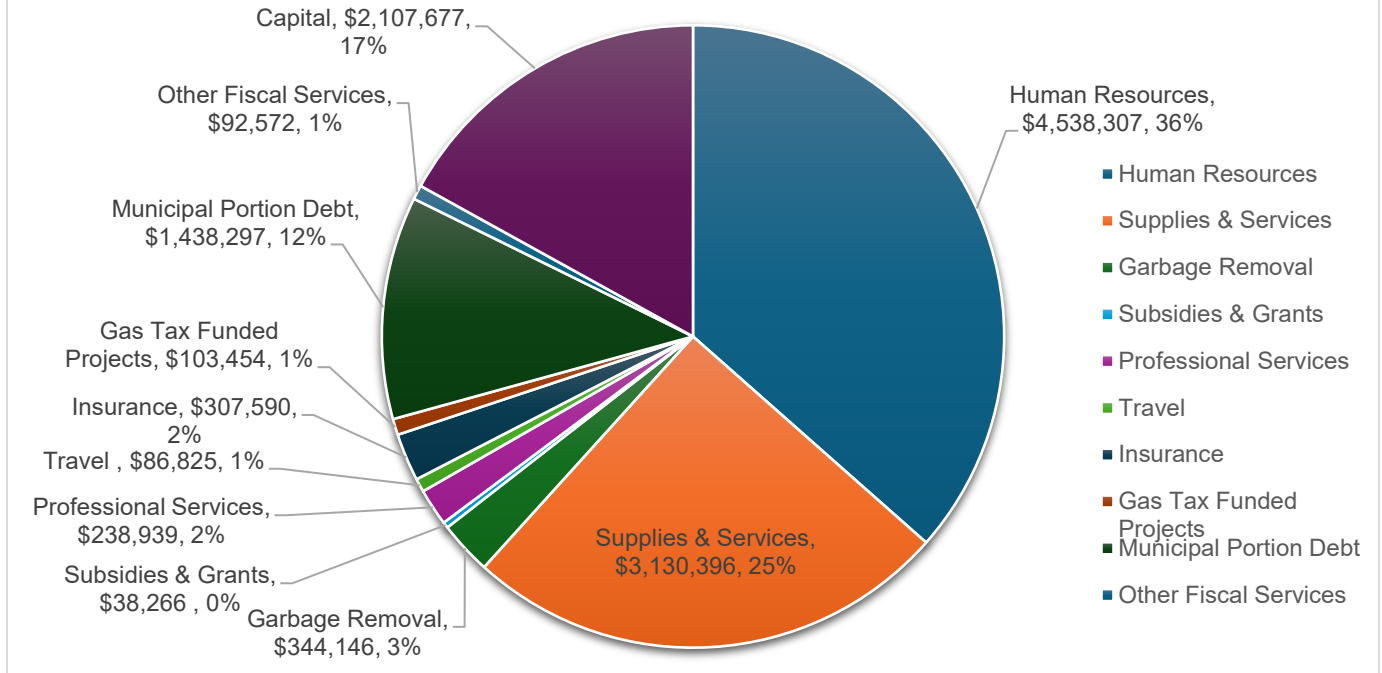


Operating & Capital



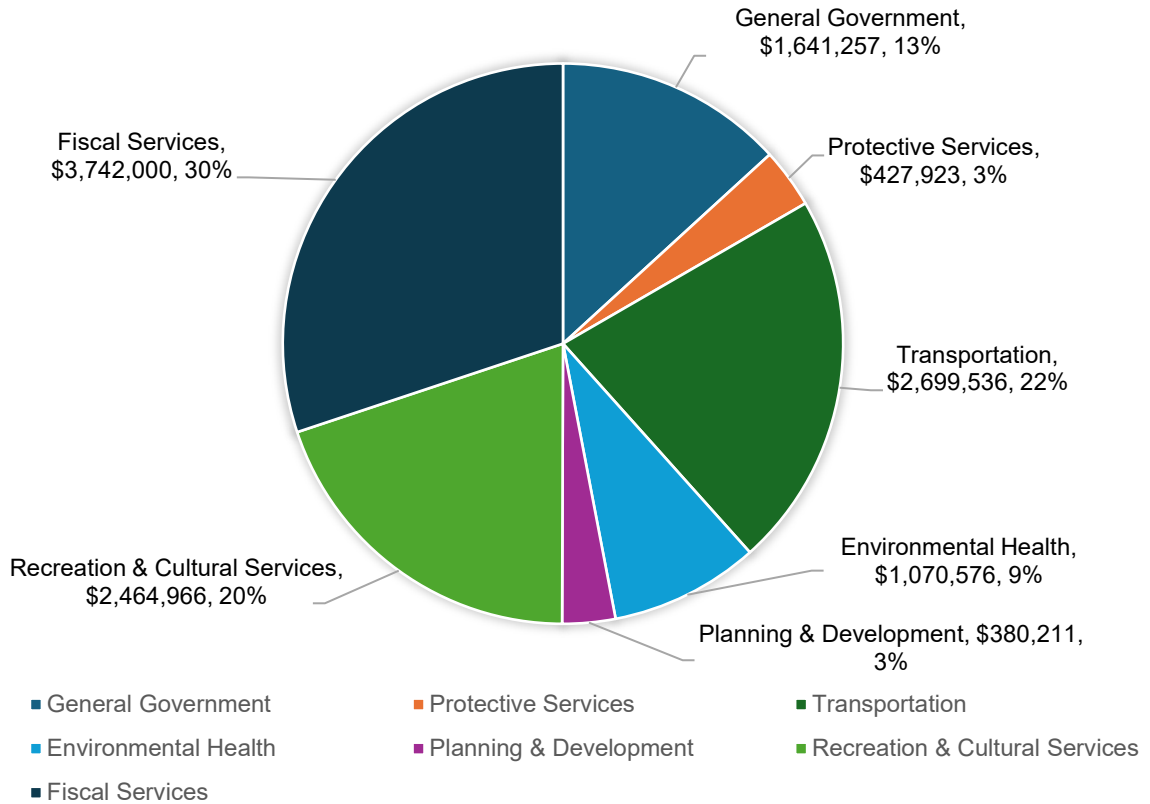
Operating & Capital

Operating

Human Resources	\$4,538,307	36%
Supplies & Services	\$3,130,396	25%
Capital	\$2,107,677	17%
Municipal Portion Debt	\$1,438,297	12%
Garbage Removal	\$344,146	3%
Insurance	\$307,509	2%
Professional Services	\$238,939	2%
Gas Tax Funded Projects	\$103,454	1%
Other Fiscal Services	\$92,572	1%
Travel	\$86,825	1%
Subsidies & Grants	\$38,266	0%
Total	\$12,426,469	100%

Human Resources	\$4,538,307	44%
Supplies & Services	\$3,130,396	31%
Municipal Portion Debt	\$1,438,297	14%
Garbage Removal	\$344,146	3%
Insurance	\$307,509	3%
Professional Services	\$238,939	2%
Travel	\$86,825	1%
Subsidies & Grants	\$38,266	1%
Total	\$10,215,257	100%

2026 EXPENDITURE BY DEPARTMENT

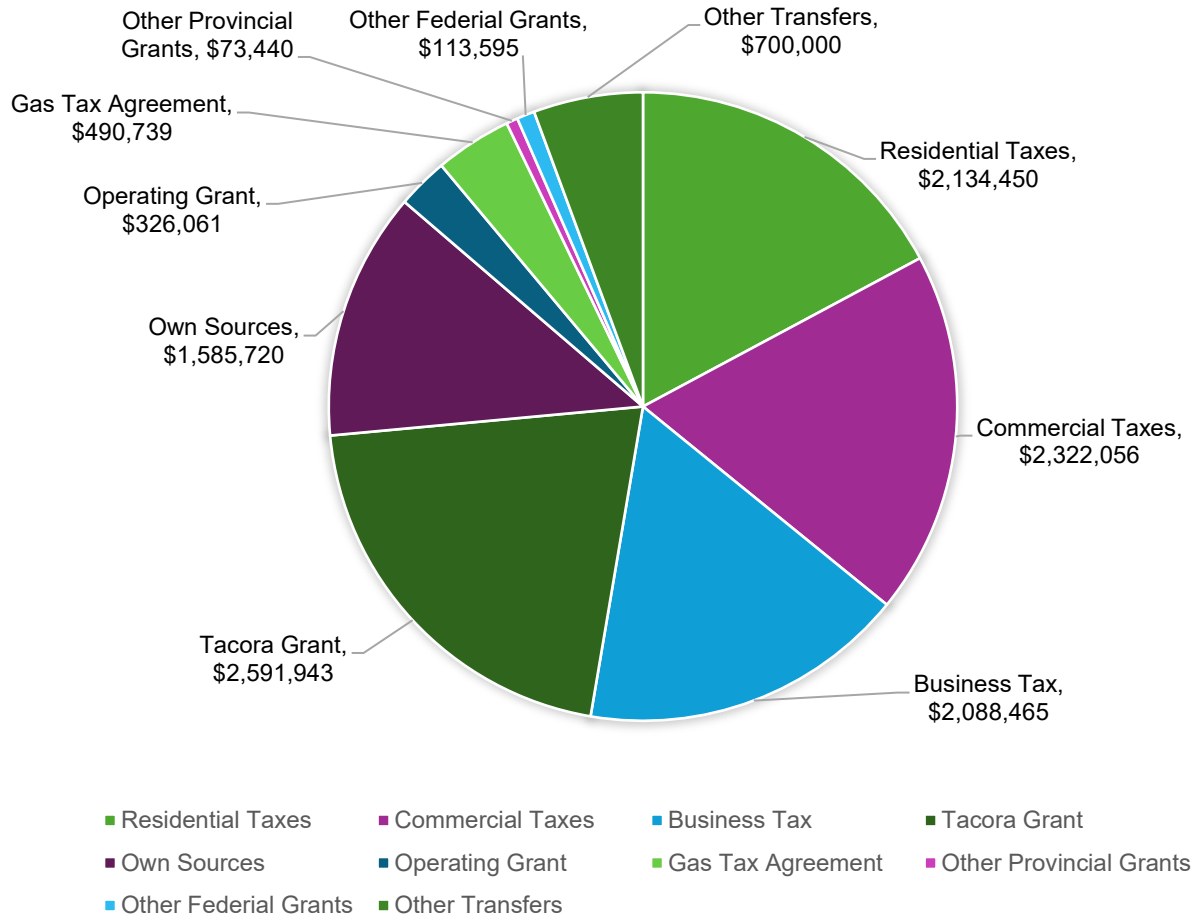


Town of Wabush

2026 Expenditures by Department

General Government	\$1,641,257	13%
Protective Services	\$427,923	3%
Transportation	\$2,699,536	22%
Environmental Health	\$1,070,576	9%
Planning & Development	\$380,211	3%
Recreation & Cultural Services	\$2,464,966	20%
Fiscal Services	\$3,742,000	30%
Total:	\$12,426,469	100%

2026 REVENUE BY CATEGORY



All Sources incl. Transfers

Residential Taxes	\$2,134,450	17%
Commercial Taxes	\$2,322,056	19%
Business Tax	\$2,088,465	17%
Tacora Grant	\$2,591,943	21%
Own Sources	\$1,585,720	13%
Operating Grant	\$326,061	3%
Gas Tax Agreement	\$490,739	4%
Other Provincial Grants	\$73,440	1%
Other Federal Grants	\$113,595	1%
Other Transfers	\$700,000	6%
	\$12,426,469	100%